



ಬೃಹತ್ ಬೆಂಗಳೂರು ಮಹಾನಗರ ಪಾಲಿಕೆ
Bruhat Bengaluru Mahanagara Palike



BBMP COVID-19 WAR ROOM 30.01.2023

BBMP / COVID-19 WAR ROOM / BULLETIN – 1043/ 30.01.2023 / #BBMPfightsCOVID19



OVERVIEW OF COVID-19 IN BENGALURU

CASE TRENDS ACTIVE CASES **113**

<u>Confirmed Cases</u>	<u>Recovered Cases</u>	<u>Death Cases</u>
10 18,77,450 [#]	33 18,60,346 [#]	0 16,991 [#]

HOSPITALIZATION **18**

<u>ICU – V</u>	<u>ICU</u>	<u>HDU</u>	<u>General</u>
-	3	4	11

INCLUDES GOVT. QUOTA AND PRIVATE WALK-IN HOSPITALIZATION

VACCINATION **1,189** 2,06,75,761[#]

<u>First Dose</u>	<u>Second Dose</u>	<u>Precaution Dose</u>
28 96,88,382 [#]	253 95,07,612 [#]	908 14,79,767 [#]

TRIAGING

MTU
2

Tele Triage
5

ACTIVE CZs

0

MCZs (< 5 cases)
0

Clusters (> 5 cases)
0

TESTING **1,021** 3,21,53,361[#]

<u>RAT</u>	<u>RTPCR</u>
243	778

Positivity : 0.73%
*FOR LAST 7 DAYS

: indicates cumulative numbers till date



ABSTRACT OF COVID-19 SCENARIO IN BENGALURU



	MALE			FEMALE			TRANSGENDER			TOTAL		
	Last 24 Hours	Last 7 Days	Cumulative	Last 24 Hours	Last 7 Days	Cumulative	Last 24 Hours	Last 7 Days	Cumulative	Last 24 Hours	Last 7 Days	Cumulative
Positive Cases	5	77	11,07,021	5	62	7,70,233	0	0	196	10	139	18,77,450
Recovered Cases	17	80	10,94,630	16	70	7,64,586	0	0	187	33	150	18,60,346
Death Cases	0	0	10,761	0	0	6,226	0	0	4	0	0	16,991
Total Tests Done	In Last 24 hrs. : 1,021			In last 7 days : 18,996			Cumulative : 3,21,53,361					
Vaccine Doses Administered	In Last 24 hrs. : 1,189			In last 7 days : 51,990			Cumulative : 2,06,75,761					
ACTIVE CASES									113			

*Covid deaths occurred today : 00 | Covid deaths occurred beyond last 24hrs., reported today : 00

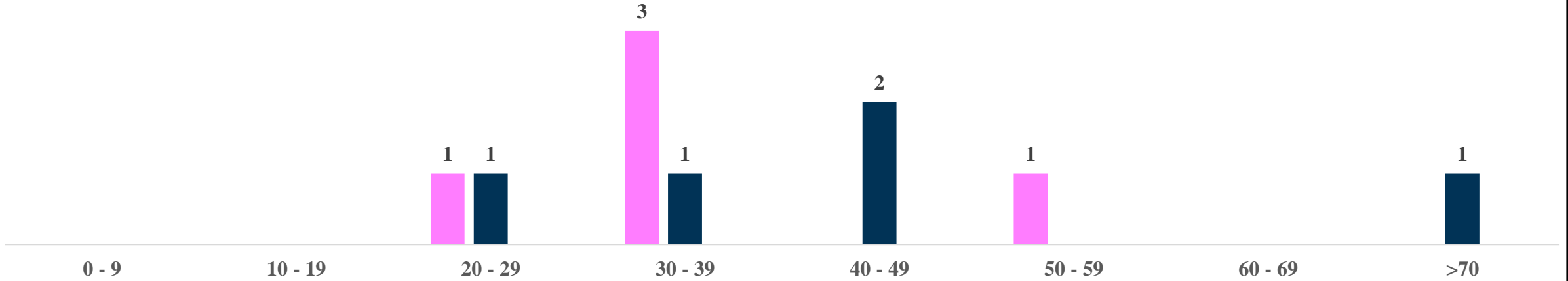


LAST 24 HOURS AGE GROUP AND GENDER WISE DISTRIBUTION

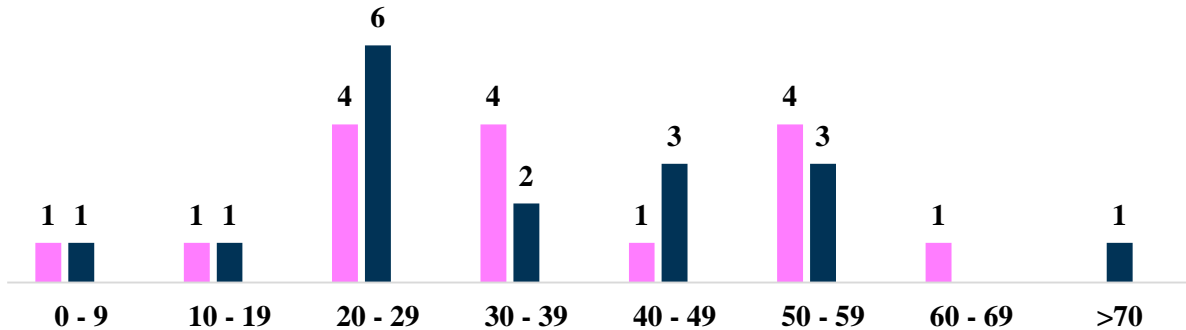


Positive Cases : 10

Female Male Transgender



Recovered Cases : 33



Death Cases : 0

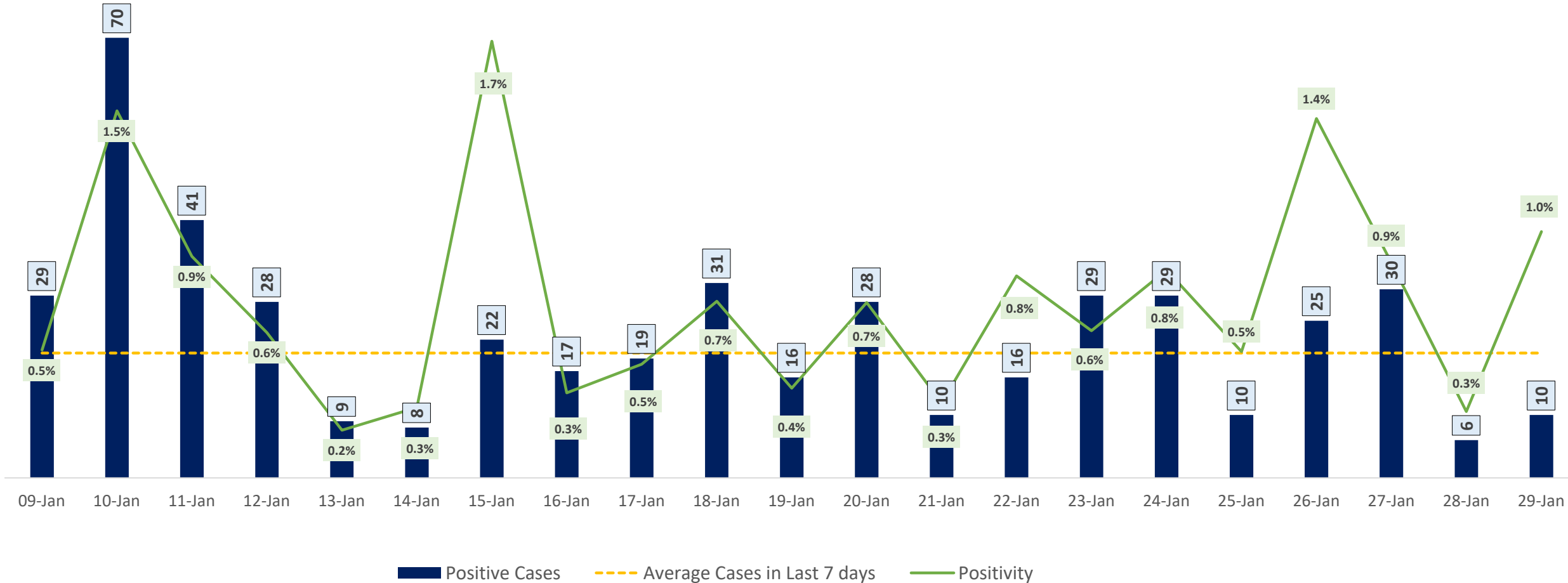
0 to 9 10 to 19 20 to 29 30 to 39 40 to 49 50 to 59 60 to 69 >=70



POSITIVITY RATE OF BENGALURU – LAST 21 DAYS



Average Cases in Last 7 days : 20

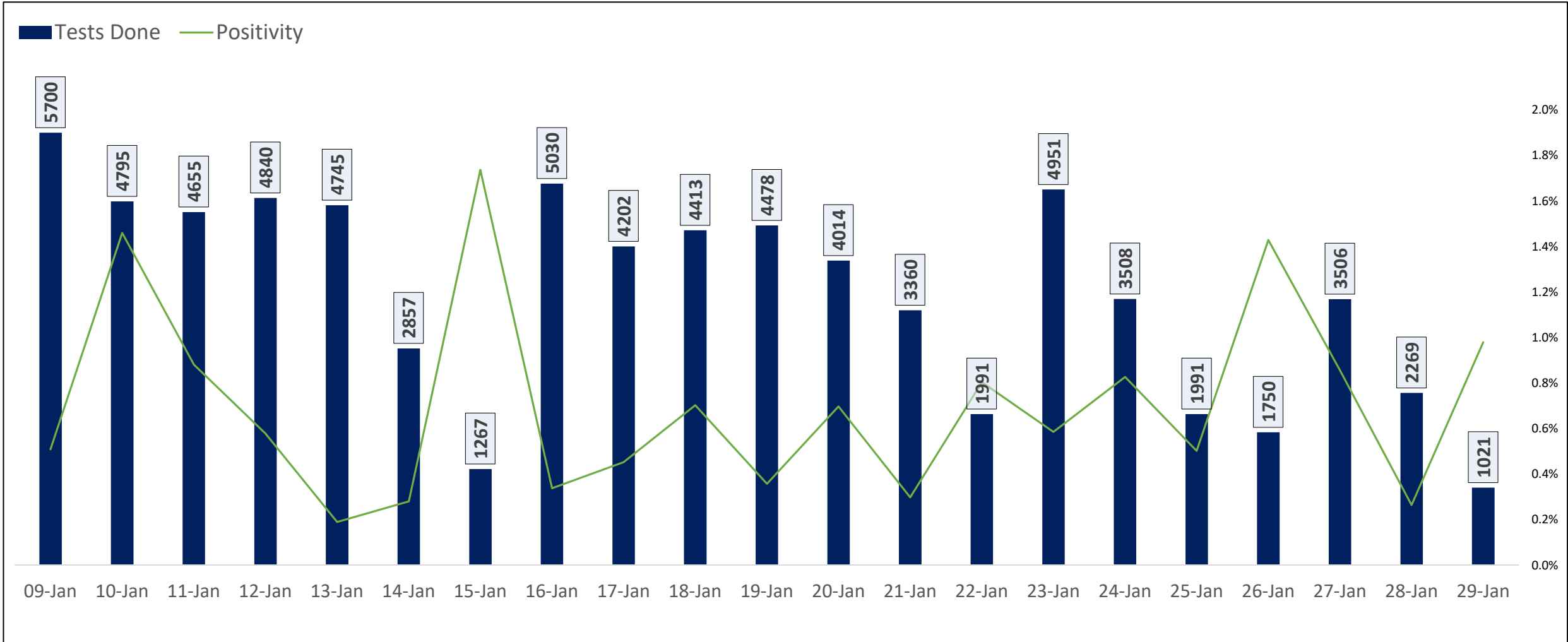




TESTING TRENDS IN BENGALURU

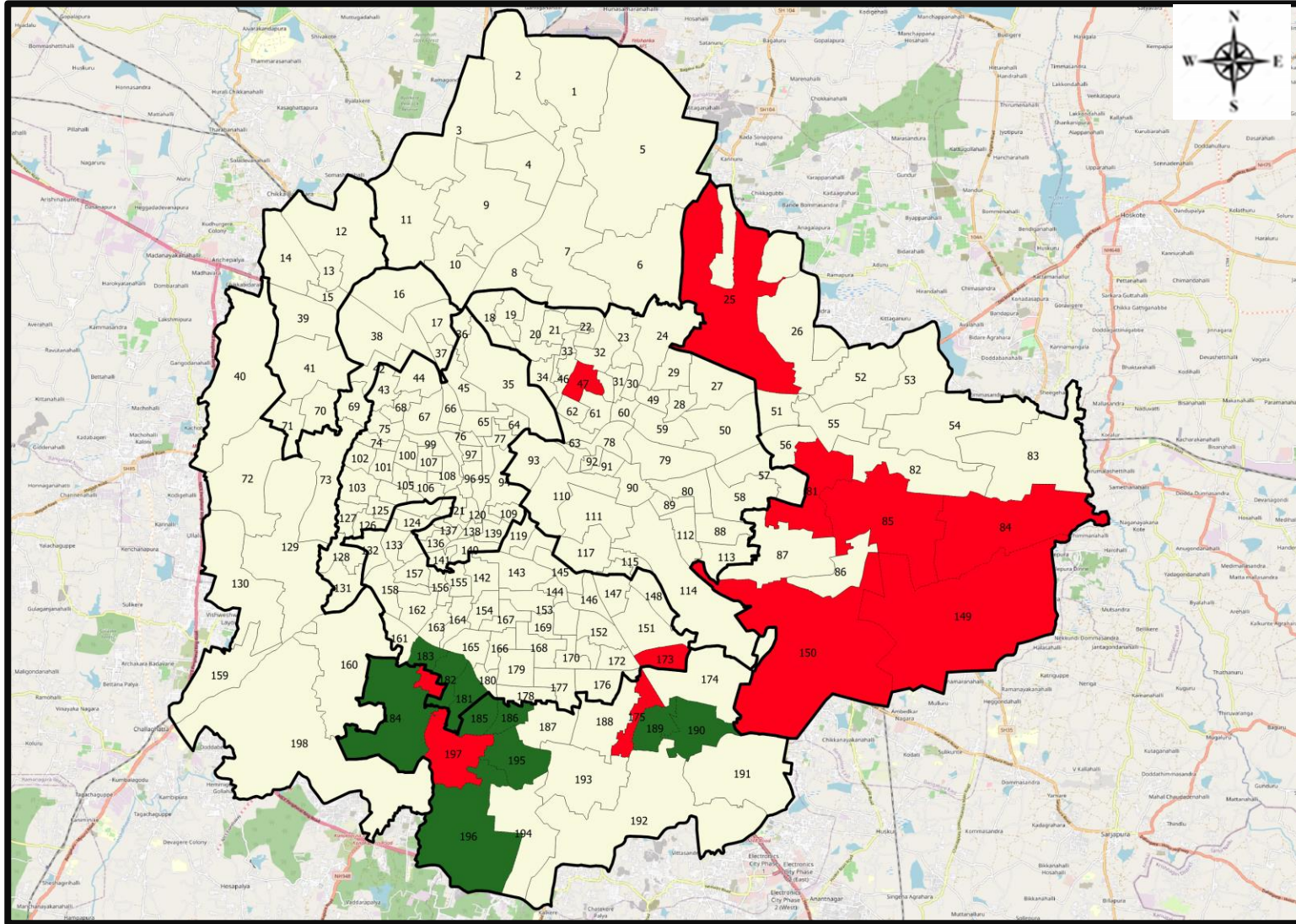


Total Test Conducted Till Date	Test Conducted Last 24 hours	Last 7 Days Average
3,21,53,361	1,021	2,714





BENGALURU URBAN MAP SHOWING TREND OF POSITIVE CASES IN LAST 7 DAYS



Top 10 wards reporting highest number of positive cases in last 10 days

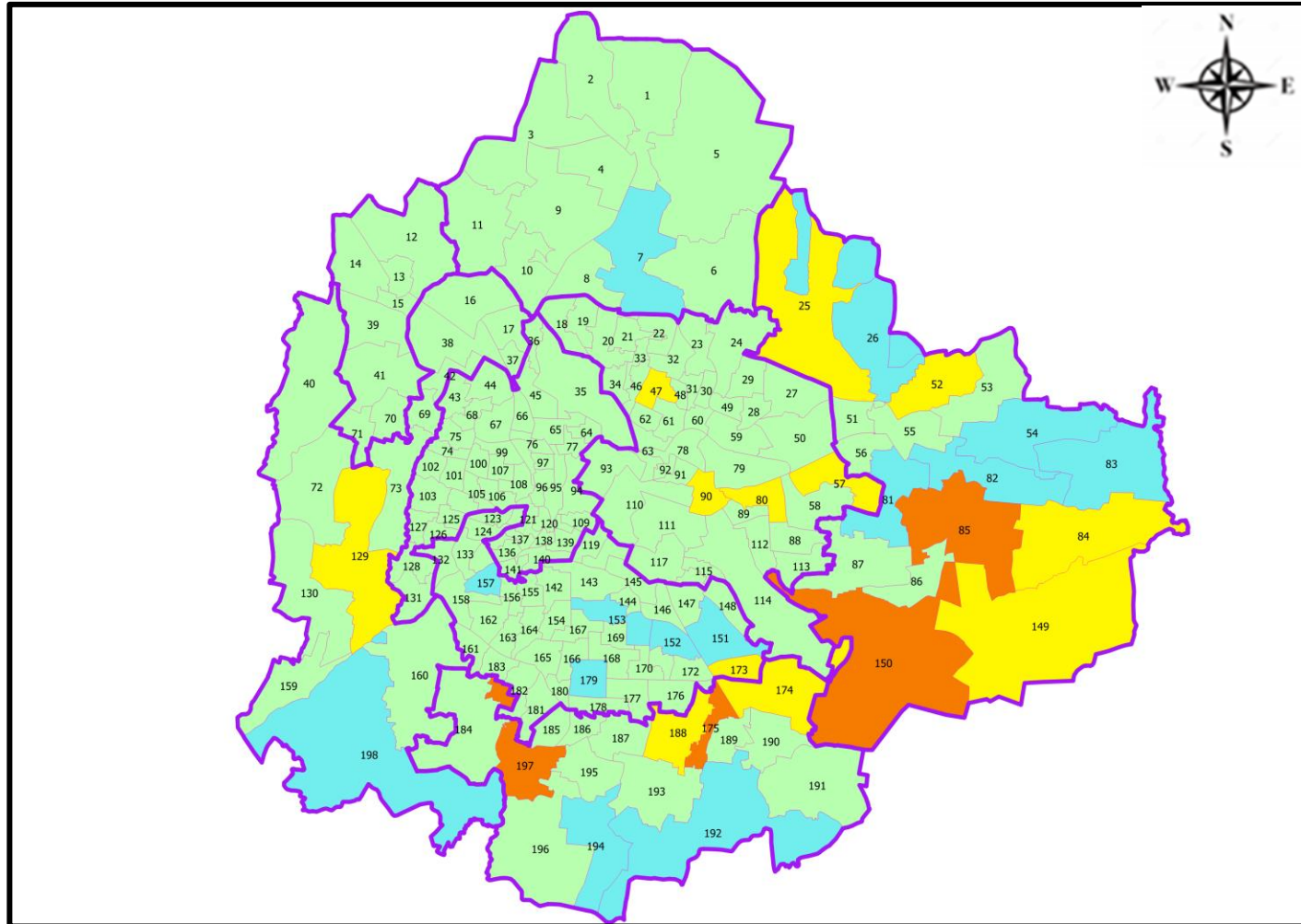
Ward No.	Ward Name	Daily Cases Average
150	Bellanduru	2
175	Bommanahalli	1
85	Dodda Nekkundi	1
197	Vasanthpura	1
81	Vijnana Nagar	1
84	Hagadur	1
149	Varthuru	1
173	Jakkasandra	1
25	Horamavu	1
47	Devara Jeevanahalli	1







Top 10 wards reporting least number of positive cases in last 7 days

Ward No.	Ward Name	Daily Cases Average
196	Anjanapura	0
195	Konanakunte	0
190	Mangammanapalya	0
189	Hongasandra	0
186	Jaraganahalli	0
185	Yelchenahalli	0
184	Uttarahalli	0
183	Chikkalsandra	0
182	Padmanabha Nagar	0
181	Kumaraswamy Layout	0



BENGALURU MAP SHOWING INTENSITY OF POSITIVE CASES IN LAST 7 DAYS



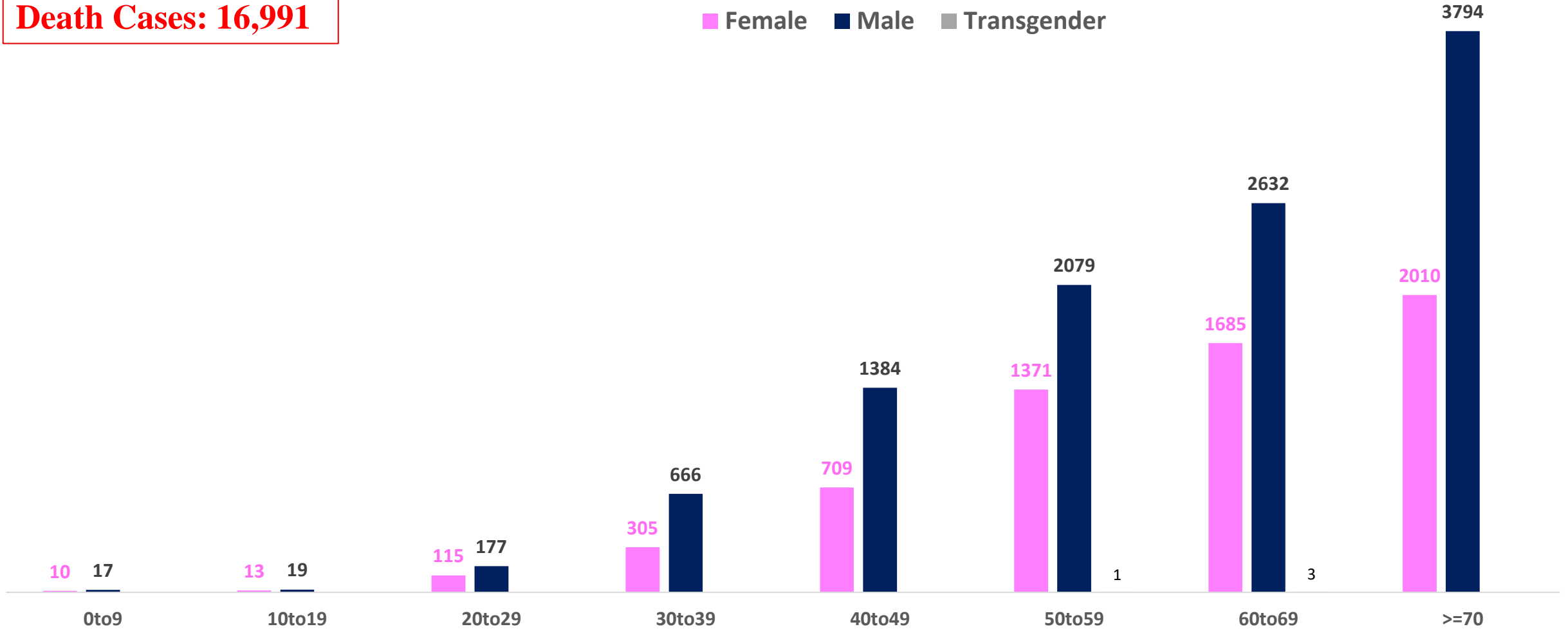
-  Level 1 : 0 to 1 Cases
-  Level 2 : 1 to 3 Cases
-  Level 3 : 3 to 5 Cases
-  Level 4 : 5 to 10 Cases
-  Level 5 : More than 10 Cases
-  Zone Boundaries



AGE AND GENDER WISE DISTRIBUTION OF DEATH CASES



Death Cases: 16,991





COVID-19 SCENARIO IN BENGALURU AND OTHER METROPOLITAN CITIES



CITY NAME	Positive Cases	Active Cases	Recovered	Deceased	Vaccine Doses Administered
New Delhi	20,07,298	19	19,80,757	26,522	3,73,17,328
Bengaluru*	18,77,450	113	18,60,346	16,991	2,37,78,980
Mumbai	11,54,255	43	11,34,466	19,746	2,21,34,555
Chennai	7,93,222	13	7,84,138	9,071	1,13,96,462

Source : <https://dashboard.cowin.gov.in/> at 5:00pm (30.01.2023)
Source : <https://www.covid19bharat.org/> at 5:00pm (30.01.2023)

*includes BBMP & Bengaluru Urban



SNAPSHOT OF COVID-19 CASES IN BENGALURU URBAN



**Total Wards With
0 Cases* :
129**

**Tests Conducted
on 29.01.2023:
1,021**

**Recovery
Rate*:
99.09%**

**Total
Active Cases :
113**

**Total Vaccinated
on 29.01.2023:
1,189**

**Positivity
Rate* :
0.73%**

**Active
Rate*:
0.01%**

**Case
Fatality Rate* :
0.00%**





*Total positive cases In the past 7 days

*CFR and positivity is for Past 7 days



ಬೃಹತ್ ಬೆಂಗಳೂರು ಮಹಾನಗರ ಪಾಲಿಕೆ
Bruhat Bengaluru Mahanagara Palike



Download BBMP Bulletin	https://apps.bbmpgov.in/covid19/mediabulletin.php
To register for vaccination :	https://selfregistration.cowin.gov.in/
BBMP COVID19 Dashboard:	https://apps.bbmpgov.in/covid19/
Follow us on:	 www.facebook.com/bbmp.comm1/
	 twitter.com/BBMPCOMM
	  BBMPSplHealth

Issued by:

Honorable Chief Commissioner, BBMP
Special Commissioner Health, BBMP
MD, Bengaluru Smart City Limited

THANK YOU !

